

TIN-NF-3030-FS

 Sample ID: SA-250325-59260
 Batch: 5771L1
 Type: Finished Product - Ingestible
 Matrix: Oil / Liquid - MCT Oil
 Unit Mass (g):

 Received: 03/26/2025
 Completed: 04/01/2025

Summary

| Test | Date Tested | Status |
|-------------------|-------------|--------|
| Cannabinoids | 04/01/2025 | Tested |
| Heavy Metals | 03/28/2025 | Tested |
| Microbials | 03/31/2025 | Tested |
| Mycotoxins | 03/28/2025 | Tested |
| Pesticides | 03/28/2025 | Tested |
| Residual Solvents | 03/31/2025 | Tested |
| Terpenes | 03/28/2025 | Tested |

| | | | | | |
|-----------------------------------|-------------------------------|--|---------------------------------------|-------------------------------------|---|
| 2.36 mg/mL Total Δ9-THC | 107 mg/mL Total CBD | 116 mg/mL Total Cannabinoids | Not Tested Moisture Content | Not Tested Foreign Matter | Yes Internal Standard Normalization |
|-----------------------------------|-------------------------------|--|---------------------------------------|-------------------------------------|---|

Cannabinoids by HPLC-PDA

| Analyte | LOD (mg/mL) | LOQ (mg/mL) | Result (mg/mL) | Result (%) |
|---------------------|-------------|-------------|----------------|--------------|
| CBC | 0.00095 | 0.00284 | 0.28653 | 0.0305 |
| CBCA | 0.00181 | 0.00543 | ND | ND |
| CBCV | 0.0006 | 0.0018 | ND | ND |
| CBD | 0.00081 | 0.00242 | 106.97392 | 11.4 |
| CBDA | 0.00043 | 0.0013 | ND | ND |
| CBDV | 0.00061 | 0.00182 | 0.69628 | 0.0741 |
| CBDVA | 0.00021 | 0.00063 | ND | ND |
| CBG | 0.00057 | 0.00172 | 1.84365 | 0.196 |
| CBGA | 0.00049 | 0.00147 | ND | ND |
| CBL | 0.00112 | 0.00335 | 0.12669 | 0.0135 |
| CBLA | 0.00124 | 0.00371 | ND | ND |
| CBN | 0.00056 | 0.00169 | 0.92148 | 0.0981 |
| CBNA | 0.0006 | 0.00181 | ND | ND |
| CBT | 0.0018 | 0.0054 | 2.65842 | 0.283 |
| Δ4,8-iso-THC | 0.0067 | 0.02 | NT | NT |
| Δ8-iso-THC | 0.0067 | 0.02 | NT | NT |
| Δ8-THC | 0.00104 | 0.00312 | ND | ND |
| Δ8-THCV | 0.0067 | 0.02 | NT | NT |
| Δ9-THC | 0.00076 | 0.00227 | 2.35959 | 0.251 |
| Δ9-THCA | 0.00084 | 0.00251 | ND | ND |
| Δ9-THCV | 0.00069 | 0.00206 | 0.13988 | 0.0149 |
| Δ9-THCVA | 0.00062 | 0.00186 | ND | ND |
| exo-THC | 0.0067 | 0.02 | NT | NT |
| Total Δ9-THC | | | 2.36 | 0.251 |
| Total | | | 116 | 12.4 |

ND = Not Detected; NT = Not Tested; LOD = Limit of Detection; LOQ = Limit of Quantitation; RL = Reporting Limit; Δ = Delta; Total Δ9-THC = Δ9-THCA * 0.877 + Δ9-THC; Total CBD = CBDA * 0.877 + CBD;



 Generated By: Ryan Bellone
 CCO
 Date: 04/01/2025



 Tested By: Nicholas Howard
 Scientist
 Date: 04/01/2025

 ISO/IEC 17025:2017 Accredited
 Accreditation #108651


TIN-NF-3030-FS




Sample ID: SA-250325-59260
 Batch: 5771L1
 Type: Finished Product - Ingestible
 Matrix: Oil / Liquid - MCT Oil
 Unit Mass (g):

Received: 03/26/2025
 Completed: 04/01/2025

Terpenes by GC-MS

| Analyte | LOD (%) | LOQ (%) | Result (%) | Analyte | LOD (%) | LOQ (%) | Result (%) |
|---------------------|---------|---------|------------|---------------------------|---------|---------|---------------|
| α-Bisabolol | 0.002 | 0.01 | 0.0118 | Limonene | 0.002 | 0.01 | ND |
| (+)-Borneol | 0.002 | 0.01 | ND | Linalool | 0.002 | 0.01 | ND |
| Camphene | 0.002 | 0.01 | ND | β-myrcene | 0.002 | 0.01 | ND |
| Camphor | 0.004 | 0.02 | ND | Nerol | 0.002 | 0.01 | ND |
| 3-Carene | 0.002 | 0.01 | ND | cis-Nerolidol | 0.002 | 0.01 | ND |
| β-Caryophyllene | 0.002 | 0.01 | ND | trans-Nerolidol | 0.002 | 0.01 | ND |
| Caryophyllene Oxide | 0.002 | 0.01 | ND | Ocimene | 0.002 | 0.01 | ND |
| α-Cedrene | 0.002 | 0.01 | ND | α-Phellandrene | 0.002 | 0.01 | ND |
| Cedrol | 0.002 | 0.01 | ND | α-Pinene | 0.002 | 0.01 | ND |
| Eucalyptol | 0.002 | 0.01 | ND | β-Pinene | 0.002 | 0.01 | ND |
| Fenchone | 0.004 | 0.02 | ND | Pulegone | 0.002 | 0.01 | ND |
| Fenchyl Alcohol | 0.002 | 0.01 | ND | Sabinene | 0.002 | 0.01 | ND |
| Geraniol | 0.002 | 0.01 | ND | Sabinene Hydrate | 0.002 | 0.01 | ND |
| Geranyl Acetate | 0.002 | 0.01 | ND | α-Terpinene | 0.002 | 0.01 | ND |
| Guaiol | 0.002 | 0.01 | ND | γ-Terpinene | 0.002 | 0.01 | ND |
| Hexahydrothymol | 0.002 | 0.01 | ND | α-Terpineol | 0.001 | 0.005 | ND |
| α-Humulene | 0.002 | 0.01 | ND | γ-Terpineol | 0.001 | 0.005 | ND |
| Isoborneol | 0.002 | 0.01 | ND | Terpinolene | 0.002 | 0.01 | ND |
| Isopulegol | 0.002 | 0.01 | ND | Valencene | 0.002 | 0.01 | ND |
| | | | | Total Terpenes (%) | | | 0.0118 |

ND = Not Detected; NT = Not Tested; LOD = Limit of Detection; LOQ = Limit of Quantitation; P = Pass; F = Fail; RL = Reporting Limit; Values over action limits may be estimates




Generated By: Ryan Bellone
 CCO
 Date: 04/01/2025



Tested By: Kelsey Rogers
 Scientist
 Date: 03/28/2025



TIN-NF-3030-FS

Sample ID: SA-250325-59260
 Batch: 5771L1
 Type: Finished Product - Ingestible
 Matrix: Oil / Liquid - MCT Oil
 Unit Mass (g):

Received: 03/26/2025
 Completed: 04/01/2025

Heavy Metals by ICP-MS

| Analyte | LOD (ppm) | LOQ (ppm) | Result (ppm) |
|---------|-----------|-----------|--------------|
| Arsenic | 0.002 | 0.02 | ND |
| Cadmium | 0.001 | 0.02 | ND |
| Lead | 0.002 | 0.02 | <LOQ |
| Mercury | 0.012 | 0.05 | ND |

ND = Not Detected; NT = Not Tested; LOD = Limit of Detection; LOQ = Limit of Quantitation; P = Pass; F = Fail; RL = Reporting Limit; Values over action limits may be estimates



Generated By: Ryan Bellone
 CCO

Date: 04/01/2025



Tested By: Chris Farman
 Scientist

Date: 03/28/2025



TIN-NF-3030-FS

 Sample ID: SA-250325-59260
 Batch: 5771L1
 Type: Finished Product - Ingestible
 Matrix: Oil / Liquid - MCT Oil
 Unit Mass (g):

 Received: 03/26/2025
 Completed: 04/01/2025

Pesticides by LC-MS/MS and GC-MS/MS

| Analyte | LOD (ppb) | LOQ (ppb) | Result (ppb) | Analyte | LOD (ppb) | LOQ (ppb) | Result (ppb) |
|----------------------|-----------|-----------|--------------|--------------------|-----------|-----------|--------------|
| Abamectin | 30 | 100 | ND | Imazalil | 30 | 100 | ND |
| Acephate | 30 | 100 | ND | Imidacloprid | 30 | 100 | ND |
| Acetamiprid | 30 | 100 | ND | Kresoxim methyl | 30 | 100 | ND |
| Aldicarb | 30 | 100 | ND | Malathion | 30 | 100 | ND |
| Azoxystrobin | 30 | 100 | ND | Metaxyl | 30 | 100 | ND |
| Bifenazate | 30 | 100 | ND | Methiocarb | 30 | 100 | ND |
| Bifenthrin | 30 | 100 | <LOQ | Methomyl | 30 | 100 | ND |
| Boscalid | 30 | 100 | ND | Mevinphos | 30 | 100 | ND |
| Carbaryl | 30 | 100 | ND | Myclobutanil | 30 | 100 | ND |
| Carbofuran | 30 | 100 | ND | Naled | 30 | 100 | ND |
| Chloranthraniliprole | 30 | 100 | ND | Oxamyl | 30 | 100 | ND |
| Chlorfenapyr | 30 | 100 | ND | Paclobutrazol | 30 | 100 | ND |
| Coumaphos | 30 | 100 | ND | Phosmet | 30 | 100 | ND |
| Daminozide | 30 | 100 | ND | Piperonyl Butoxide | 30 | 100 | ND |
| Diazinon | 30 | 100 | ND | Propiconazole | 30 | 100 | ND |
| Dichlorvos | 30 | 100 | ND | Propoxur | 30 | 100 | ND |
| Dimethoate | 30 | 100 | ND | Pyridaben | 30 | 100 | ND |
| Dimethomorph | 30 | 100 | ND | Spinetoram | 30 | 100 | ND |
| Ethoprophos | 30 | 100 | ND | Spinosad | 30 | 100 | ND |
| Etofenprox | 30 | 100 | ND | Spirotetramat | 30 | 100 | ND |
| Etoxazole | 30 | 100 | ND | Spiroxamine | 30 | 100 | ND |
| Fenhexamid | 30 | 100 | ND | Tebuconazole | 30 | 100 | ND |
| Fenoxycarb | 30 | 100 | ND | Thiacloprid | 30 | 100 | ND |
| Fenpyroximate | 30 | 100 | ND | Thiamethoxam | 30 | 100 | ND |
| Fipronil | 30 | 100 | ND | Trifloxystrobin | 30 | 100 | ND |
| Flonicamid | 30 | 100 | ND | | | | |
| Fludioxonil | 30 | 100 | ND | | | | |

ND = Not Detected; NT = Not Tested; LOD = Limit of Detection; LOQ = Limit of Quantitation; P = Pass; F = Fail; RL = Reporting Limit; Values over action limits may be estimates



 Generated By: Ryan Bellone
 CCO

Date: 04/01/2025



 Tested By: Anthony Mattingly
 Scientist

Date: 03/28/2025



TIN-NF-3030-FS

Sample ID: SA-250325-59260
 Batch: 5771L1
 Type: Finished Product - Ingestible
 Matrix: Oil / Liquid - MCT Oil
 Unit Mass (g):

Received: 03/26/2025
 Completed: 04/01/2025

Mycotoxins by LC-MS/MS

| Analyte | LOD (ppb) | LOQ (ppb) | Result (ppb) |
|--------------|-----------|-----------|--------------|
| B1 | 1 | 5 | ND |
| B2 | 1 | 5 | ND |
| G1 | 1 | 5 | ND |
| G2 | 1 | 5 | ND |
| Ochratoxin A | 1 | 5 | ND |

ND = Not Detected; NT = Not Tested; LOD = Limit of Detection; LOQ = Limit of Quantitation; P = Pass; F = Fail; RL = Reporting Limit; Values over action limits may be estimates



Generated By: Ryan Bellone
 CCO
 Date: 04/01/2025



Tested By: Anthony Mattingly
 Scientist
 Date: 03/28/2025



TIN-NF-3030-FS

Sample ID: SA-250325-59260
 Batch: 5771L1
 Type: Finished Product - Ingestible
 Matrix: Oil / Liquid - MCT Oil
 Unit Mass (g):

Received: 03/26/2025
 Completed: 04/01/2025

Microbials by PCR and Plating

| Analyte | LOD (CFU/g) | Result (CFU/g) | Result (Qualitative) |
|--------------------------------------|-------------|----------------|-------------------------|
| Total aerobic count | 10 | ND | |
| Total coliforms | 10 | ND | |
| Generic E. coli | 10 | ND | |
| Listeria mono. | 1 | | Not Detected per 1 gram |
| Salmonella spp. | 1 | | Not Detected per 1 gram |
| Shiga-toxin producing E. coli (STEC) | 1 | | Not Detected per 1 gram |
| Total yeast and mold count (TYMC) | 10 | ND | |

ND = Not Detected; NT = Not Tested; LOD = Limit of Detection; LOQ = Limit of Quantitation; CFU = Colony Forming Units; P = Pass; F = Fail; RL = Reporting Limit



Generated By: Ryan Bellone
 CCO
 Date: 04/01/2025



Tested By: Sara Cook
 Laboratory Technician
 Date: 03/31/2025



TIN-NF-3030-FS

 Sample ID: SA-250325-59260
 Batch: 5771L1
 Type: Finished Product - Ingestible
 Matrix: Oil / Liquid - MCT Oil
 Unit Mass (g):

 Received: 03/26/2025
 Completed: 04/01/2025

Residual Solvents by HS-GC-MS

| Analyte | LOD (ppm) | LOQ (ppm) | Result (ppm) | Analyte | LOD (ppm) | LOQ (ppm) | Result (ppm) |
|-----------------------|-----------|-----------|--------------|--------------------------|-----------|-----------|--------------|
| Acetone | 167 | 500 | ND | Ethylene Oxide | 0.5 | 1 | ND |
| Acetonitrile | 14 | 41 | ND | Heptane | 167 | 500 | ND |
| Benzene | 0.5 | 1 | ND | n-Hexane | 10 | 29 | ND |
| Butane | 167 | 500 | ND | Isobutane | 167 | 500 | ND |
| 1-Butanol | 167 | 500 | ND | Isopropyl Acetate | 167 | 500 | ND |
| 2-Butanol | 167 | 500 | ND | Isopropyl Alcohol | 167 | 500 | ND |
| 2-Butanone | 167 | 500 | ND | Isopropylbenzene | 167 | 500 | ND |
| Chloroform | 2 | 6 | ND | Methanol | 100 | 300 | ND |
| Cyclohexane | 129 | 388 | ND | 2-Methylbutane | 10 | 29 | ND |
| 1,2-Dichloroethane | 0.5 | 1 | ND | Methylene Chloride | 20 | 60 | ND |
| 1,2-Dimethoxyethane | 4 | 10 | ND | 2-Methylpentane | 10 | 29 | ND |
| Dimethyl Sulfoxide | 167 | 500 | ND | 3-Methylpentane | 10 | 29 | ND |
| N,N-Dimethylacetamide | 37 | 109 | ND | n-Pentane | 167 | 500 | ND |
| 2,2-Dimethylbutane | 10 | 29 | ND | 1-Pentanol | 167 | 500 | ND |
| 2,3-Dimethylbutane | 10 | 29 | ND | n-Propane | 167 | 500 | ND |
| N,N-Dimethylformamide | 30 | 88 | ND | 1-Propanol | 167 | 500 | ND |
| 2,2-Dimethylpropane | 167 | 500 | ND | Pyridine | 7 | 20 | ND |
| 1,4-Dioxane | 13 | 38 | ND | Tetrahydrofuran | 24 | 72 | ND |
| Ethanol | 167 | 500 | ND | Toluene | 30 | 89 | ND |
| 2-Ethoxyethanol | 6 | 16 | ND | Trichloroethylene | 3 | 8 | ND |
| Ethyl Acetate | 167 | 500 | ND | Xylenes (o-, m-, and p-) | 73 | 217 | ND |
| Ethyl Ether | 167 | 500 | ND | | | | |
| Ethylbenzene | 3 | 7 | ND | | | | |

ND = Not Detected; NT = Not Tested; LOD = Limit of Detection; LOQ = Limit of Quantitation; P = Pass; F = Fail; RL = Reporting Limit; Values over action limits may be estimates



 Generated By: Ryan Bellone
 CCO
 Date: 04/01/2025



 Tested By: Kelsey Rogers
 Scientist
 Date: 03/31/2025
