

TIN-NF-3030

Sample ID: SA-250915-68903
 Batch: 51921L1
 Type: Finished Product - Ingestible
 Matrix: Oil / Liquid - MCT Oil
 Unit Mass (g):

Received: 09/16/2025
 Completed: 09/29/2025


Summary

Test	Date Tested	Status
Cannabinoids	09/24/2025	Tested
Heavy Metals	09/19/2025	Tested
Microbials	09/22/2025	Tested
Mycotoxins	09/29/2025	Tested
Pesticides	09/29/2025	Tested
Residual Solvents	09/18/2025	Tested
Terpenes	09/19/2025	Tested

ND Total Δ9-THC	108 mg/mL CBD	110 mg/mL Total Cannabinoids	Not Tested Moisture Content	Not Tested Foreign Matter	Yes Internal Standard Normalization
---------------------------	-------------------------	--	---------------------------------------	-------------------------------------	---

Cannabinoids by HPLC-PDA

Analyte	LOD (mg/mL)	LOQ (mg/mL)	Result (mg/mL)	Result (%)
CBC	0.00095	0.00284	ND	ND
CBCA	0.00181	0.00543	ND	ND
CBCV	0.0006	0.0018	ND	ND
CBD	0.00081	0.00242	107.96217	11.4
CBDA	0.00043	0.0013	ND	ND
CBDV	0.00061	0.00182	0.42755	0.0451
CBDVA	0.00021	0.00063	ND	ND
CBG	0.00057	0.00172	0.96942	0.102
CBGA	0.00049	0.00147	ND	ND
CBL	0.00112	0.00335	ND	ND
CBLA	0.00124	0.00371	ND	ND
CBN	0.00056	0.00169	0.41582	0.0439
CBNA	0.0006	0.00181	ND	ND
CBT	0.0018	0.0054	ND	ND
Δ4,8-iso-THC	0.0067	0.02	NT	NT
Δ8-iso-THC	0.0067	0.02	NT	NT
Δ8-THC	0.00104	0.00312	ND	ND
Δ8-THCV	0.0067	0.02	NT	NT
Δ9-THC	0.00076	0.00227	ND	ND
Δ9-THCA	0.00084	0.00251	ND	ND
Δ9-THCV	0.00069	0.00206	ND	ND
Δ9-THCVA	0.00062	0.00186	ND	ND
exo-THC	0.0067	0.02	NT	NT
Total Δ9-THC			ND	ND
Total			110	11.6

ND = Not Detected; NT = Not Tested; UA = Unsuitable for Analysis; NR = (Spike) Not Recoverable; LOD = Limit of Detection; LOQ = Limit of Quantitation; RL = Reporting Limit; Δ = Delta; Total Δ9-THC = Δ9-THCA * 0.877 + Δ9-THC; Total CBD = CBDA * 0.877 + CBD;



Generated By: Ryan Bellone
 Commercial Director
 Date: 09/29/2025



Tested By: Nicholas Howard
 Scientist
 Date: 09/24/2025



ISO/IEC 17025:2017 Accredited
 Accreditation #108651



TIN-NF-3030




 Sample ID: SA-250915-68903
 Batch: 51921L1
 Type: Finished Product - Ingestible
 Matrix: Oil / Liquid - MCT Oil
 Unit Mass (g):

 Received: 09/16/2025
 Completed: 09/29/2025

Terpenes by GC-MS

Analyte	LOD (%)	LOQ (%)	Result (%)	Analyte	LOD (%)	LOQ (%)	Result (%)
α-Bisabolol	0.002	0.01	ND	Limonene	0.002	0.01	0.0838
(+)-Borneol	0.002	0.01	ND	Linalool	0.002	0.01	ND
Camphene	0.002	0.01	ND	β-myrcene	0.002	0.01	ND
Camphor	0.004	0.02	ND	Nerol	0.002	0.01	ND
3-Carene	0.002	0.01	ND	cis-Nerolidol	0.002	0.01	ND
β-Caryophyllene	0.002	0.01	ND	trans-Nerolidol	0.002	0.01	ND
Caryophyllene Oxide	0.002	0.01	ND	Ocimene	0.002	0.01	ND
α-Cedrene	0.002	0.01	ND	α-Phellandrene	0.002	0.01	ND
Cedrol	0.002	0.01	ND	α-Pinene	0.002	0.01	ND
Eucalyptol	0.002	0.01	ND	β-Pinene	0.002	0.01	ND
Fenchone	0.004	0.02	ND	Pulegone	0.002	0.01	ND
Fenchyl Alcohol	0.002	0.01	ND	Sabinene	0.002	0.01	ND
Geraniol	0.002	0.01	ND	Sabinene Hydrate	0.002	0.01	ND
Geranyl Acetate	0.002	0.01	ND	α-Terpinene	0.002	0.01	ND
Guaiol	0.002	0.01	ND	γ-Terpinene	0.002	0.01	ND
Hexahydrothymol	0.002	0.01	ND	α-Terpineol	0.001	0.005	ND
α-Humulene	0.002	0.01	ND	γ-Terpineol	0.001	0.005	ND
Isoborneol	0.002	0.01	ND	Terpinolene	0.002	0.01	ND
Isopulegol	0.002	0.01	ND	Valencene	0.002	0.01	ND
				Total Terpenes (%)			0.0848

ND = Not Detected; NT = Not Tested; UA = Unsuitable for Analysis; NR = (Spike) Not Recoverable; LOD = Limit of Detection; LOQ = Limit of Quantitation; P = Pass; F = Fail; RL = Reporting Limit; Values over action limits may be estimates




 Generated By: Ryan Bellone
 Commercial Director
 Date: 09/29/2025



 Tested By: Kelsey Rogers
 Scientist
 Date: 09/19/2025


TIN-NF-3030

Sample ID: SA-250915-68903
 Batch: 51921L1
 Type: Finished Product - Ingestible
 Matrix: Oil / Liquid - MCT Oil
 Unit Mass (g):

Received: 09/16/2025
 Completed: 09/29/2025

Heavy Metals by ICP-MS

Analyte	LOD (ppm)	LOQ (ppm)	Result (ppm)
Arsenic	0.002	0.02	ND
Cadmium	0.001	0.02	ND
Lead	0.002	0.02	ND
Mercury	0.012	0.05	ND

ND = Not Detected; NT = Not Tested; UA = Unsuitable for Analysis; NR = (Spike) Not Recoverable; LOD = Limit of Detection; LOQ = Limit of Quantitation; P = Pass; F = Fail; RL = Reporting Limit; Values over action limits may be estimates



Generated By: Ryan Bellone
 Commercial Director
 Date: 09/29/2025



Tested By: Chris Farman
 Scientist
 Date: 09/19/2025



TIN-NF-3030

Sample ID: SA-250915-68903
 Batch: 51921L1
 Type: Finished Product - Ingestible
 Matrix: Oil / Liquid - MCT Oil
 Unit Mass (g):

Received: 09/16/2025
 Completed: 09/29/2025

Pesticides by LC-MS/MS and GC-MS/MS

Analyte	LOD (ppb)	LOQ (ppb)	Result (ppb)	Analyte	LOD (ppb)	LOQ (ppb)	Result (ppb)
Abamectin	30	100	ND	Hexythiazox	30	100	NR
Acephate	30	100	ND	Imazalil	30	100	ND
Acequinocyl	30	100	ND	Imidacloprid	30	100	ND
Acetamiprid	30	100	ND	Kresoxim methyl	30	100	ND
Aldicarb	30	100	ND	Malathion	30	100	ND
Azoxystrobin	30	100	ND	Metalaxyl	30	100	ND
Bifenazate	30	100	ND	Methiocarb	30	100	ND
Bifenthrin	30	100	NR	Methomyl	30	100	ND
Boscalid	30	100	ND	Mevinphos	30	100	ND
Carbaryl	30	100	ND	Myclobutanil	30	100	ND
Carbofuran	30	100	ND	Naled	30	100	ND
Chloranthraniliprole	30	100	ND	Oxamyl	30	100	ND
Chlorfenapyr	30	100	ND	Paclobutrazol	30	100	ND
Chlorpyrifos	30	100	ND	Permethrin	30	100	NR
Clofentezine	30	100	ND	Phosmet	30	100	ND
Coumaphos	30	100	ND	Piperonyl Butoxide	30	100	ND
Cypermethrin	30	100	NR	Prallethrin	30	100	ND
Daminozide	30	100	ND	Propiconazole	30	100	ND
Diazinon	30	100	ND	Propoxur	30	100	ND
Dichlorvos	30	100	ND	Pyrethrins	30	100	ND
Dimethoate	30	100	ND	Pyridaben	30	100	ND
Dimethomorph	30	100	ND	Spinetoram	30	100	ND
Ethoprophos	30	100	ND	Spinosad	30	100	ND
Etofenprox	30	100	NR	Spiromesifen	30	100	NR
Etiozazole	30	100	ND	Spirotetramat	30	100	ND
Fenhexamid	30	100	ND	Spiroxamine	30	100	ND
Fenoxycarb	30	100	ND	Tebuconazole	30	100	ND
Fenpyroximate	30	100	ND	Thiacloprid	30	100	ND
Fipronil	30	100	ND	Thiamethoxam	30	100	ND
Flonicamid	30	100	ND	Trifloxystrobin	30	100	ND
Fludioxonil	30	100	ND				

ND = Not Detected; NT = Not Tested; UA = Unsuitable for Analysis; NR = (Spike) Not Recoverable; LOD = Limit of Detection; LOQ = Limit of Quantitation; P = Pass; F = Fail; RL = Reporting Limit; Values over action limits may be estimates



Generated By: Ryan Bellone
 Commercial Director
 Date: 09/29/2025



Tested By: Scott Caudill
 Laboratory Manager
 Date: 09/29/2025



TIN-NF-3030

Sample ID: SA-250915-68903
 Batch: 51921L1
 Type: Finished Product - Ingestible
 Matrix: Oil / Liquid - MCT Oil
 Unit Mass (g):

Received: 09/16/2025
 Completed: 09/29/2025

Mycotoxins by LC-MS/MS

Analyte	LOD (ppb)	LOQ (ppb)	Result (ppb)
B1	1	5	ND
B2	1	5	ND
G1	1	5	ND
G2	1	5	ND
Ochratoxin A	1	5	ND

ND = Not Detected; NT = Not Tested; UA = Unsuitable for Analysis; NR = (Spike) Not Recoverable; LOD = Limit of Detection; LOQ = Limit of Quantitation; P = Pass; F = Fail; RL = Reporting Limit;
 Values over action limits may be estimates



Generated By: Ryan Bellone
 Commercial Director
 Date: 09/29/2025



Tested By: Chris Farman
 Scientist
 Date: 09/29/2025



TIN-NF-3030

Sample ID: SA-250915-68903
 Batch: 51921L1
 Type: Finished Product - Ingestible
 Matrix: Oil / Liquid - MCT Oil
 Unit Mass (g):

Received: 09/16/2025
 Completed: 09/29/2025

Microbials by PCR and Plating

Analyte	LOD (CFU/g)	Result (CFU/g)	Result (Qualitative)
Total aerobic count	10	ND	
Total coliforms	10	ND	
Generic E. coli	10	ND	
Listeria mono.	1		Not Detected per 1 gram
Salmonella spp.	1		Not Detected per 1 gram
Shiga-toxin producing E. coli (STEC)	1		Not Detected per 1 gram
Total yeast and mold count (TYMC)	10	ND	

ND = Not Detected; NT = Not Tested; UA = Unsuitable for Analysis; NR = (Spike) Not Recoverable; LOD = Limit of Detection; LOQ = Limit of Quantitation; CFU = Colony Forming Units; P = Pass; F = Fail; RL = Reporting Limit



Generated By: Ryan Bellone
 Commercial Director
 Date: 09/29/2025



Tested By: Sara Cook
 Laboratory Technician
 Date: 09/22/2025



TIN-NF-3030

Sample ID: SA-250915-68903
 Batch: 51921L1
 Type: Finished Product - Ingestible
 Matrix: Oil / Liquid - MCT Oil
 Unit Mass (g):

Received: 09/16/2025
 Completed: 09/29/2025

Residual Solvents by HS-GC-MS

Analyte	LOD (ppm)	LOQ (ppm)	Result (ppm)	Analyte	LOD (ppm)	LOQ (ppm)	Result (ppm)
Acetone	167	500	ND	Ethylene Oxide	0.5	1	ND
Acetonitrile	14	41	ND	Heptane	167	500	ND
Benzene	0.5	1	ND	n-Hexane	10	29	ND
Butane	167	500	ND	Isobutane	167	500	ND
1-Butanol	167	500	ND	Isopropyl Acetate	167	500	ND
2-Butanol	167	500	ND	Isopropyl Alcohol	167	500	ND
2-Butanone	167	500	ND	Isopropylbenzene	167	500	ND
Chloroform	2	6	ND	Methanol	100	300	ND
Cyclohexane	129	388	ND	2-Methylbutane	10	29	ND
1,2-Dichloroethane	0.5	1	ND	Methylene Chloride	20	60	ND
1,2-Dimethoxyethane	4	10	ND	2-Methylpentane	10	29	ND
Dimethyl Sulfoxide	167	500	ND	3-Methylpentane	10	29	ND
N,N-Dimethylacetamide	37	109	ND	n-Pentane	167	500	ND
2,2-Dimethylbutane	10	29	ND	1-Pentanol	167	500	ND
2,3-Dimethylbutane	10	29	ND	n-Propane	167	500	ND
N,N-Dimethylformamide	30	88	ND	1-Propanol	167	500	ND
2,2-Dimethylpropane	167	500	ND	Pyridine	7	20	ND
1,4-Dioxane	13	38	ND	Tetrahydrofuran	24	72	ND
Ethanol	167	500	ND	Toluene	30	89	ND
2-Ethoxyethanol	6	16	ND	Trichloroethylene	3	8	ND
Ethyl Acetate	167	500	ND	Xylenes (o-, m-, and p-)	73	217	ND
Ethyl Ether	167	500	ND				
Ethylbenzene	3	7	ND				

ND = Not Detected; NT = Not Tested; UA = Unsuitable for Analysis; NR = (Spike) Not Recoverable; LOD = Limit of Detection; LOQ = Limit of Quantitation; P = Pass; F = Fail; RL = Reporting Limit; Values over action limits may be estimates



Generated By: Ryan Bellone
 Commercial Director
 Date: 09/29/2025



Tested By: Kelsey Rogers
 Scientist
 Date: 09/18/2025

